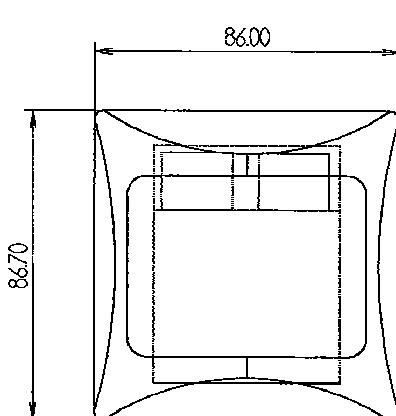


Electrical Key Card Switch



Features / Technical Data


- electronics powered from mains
- LED indicator
- works with AX, HID and other compatible 125Khz cards
- maximum load 30A 230 volt
- compatible with standard single gang back box for easy installation
- dimensions: 86 x 86.7 x 42mm
- back box depth: 27mm
- weight: 100g



The EKC-5 is a card operated electrical switch, allowing on / off control using a proximity card.

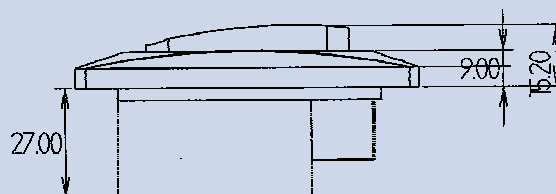
The unit is easy to use, by inserting an AX proximity card into the switch turns power on, removing the card will turn the power off after a 10 second delay.

Ideal for use in hotels, offices, and factories for controlling lighting and machinery etc.



Part Number:

999-007



Distributor: